

AT A GLANCE



INDUSTRIAL CASTORS

we move your life



What is the best way to transport my goods from one place to another? Sure, on CASCOO castors. But which castors do I actually need for my purpose? Various influences should be taken into account when choosing the right wheels: load capacity, temperature range, ground surface, noise characteristics, working environment and of course the price. In the following we would like to provide you an overview that can be used as a guide to help you make your decision.



Two or rather four swivel castors?

Regardless of whether you use two swivel and two fixed castors or prefer four swivel castors, both versions have their right to exist. If you have to cover long distances with your transport trolley, we recommend equipping it with two swivel and two fixed castors, as the fixed castors ensure stable straight running and the user does not have to constantly correct the direction of movement. If you have to transport your goods in narrow aisles (e.g. shopping trolleys in the supermarket), the version with four swivel castors is the right choice, as you are so flexible in lateral movements and can turn on your heel.



How do I calculate the maximum load capacity?

When using four castors under a transport trolley, you must always assume that one castor is „hanging“ in the air - due to an uneven floor for example - and cannot contribute to the stability of the trolley. Therefore, the total load capacity of a trolley is always calculated with 3 out of 4 castors. The details of the load capacity on the following pages always refer to the dynamic properties of the respective DIN standards (EN 12530 - 12533) per castor. If you multiply these values by 3, you get the total load capacity of the trolley according to the corresponding DIN standard and its requirements.



When do I need a braked version?

A distinction is usually made between a total brake, which blocks the direction and the run of a castor, and a directional lock, where the wheel is still moving but in terms of alignment „only“ works like a fixed castor. The most common type of lock is the total lock (or double stop). It is very important to note that this is not working as a real brake, but as a lock, which only secures the transport trolley against rolling away. We guarantee the functionality here under the following definition:

combination of two fixed castors - one swivel castor - one swivel castor with total lock

- securing of an empty or loaded transport trolley against rolling away on basically level surfaces, but with a maximum gradient of 2%
- securing of an empty or loaded transport trolley against rolling away in light winds
- short-term detection of an empty or loaded transport trolley on truck lifting platforms in combined use with the roll-off protection of the lift

Combination of two fixed castors – two swivel castors with total brakes

- securing of an empty or loaded transport trolley against rolling away on surfaces with a maximum gradient of 5%
- securing of an empty or loaded transport trolley against rolling away in strong winds (does not protect against overturning of the trolley)
- detection of an empty or loaded roll container in the truck in combination with legally compliant load securing. As far as possible, the brakes should not be activated in the moving truck

[The operator is obliged to carry out the operation taking into account the applicable legislation]

HOW TO MAKE YOUR right choice




Which material do I choose for my purpose?

Probably the most difficult question when choosing your right choice of suitable castors is the question of the material. Each material has different properties and accordingly different advantages and disadvantages as well. Material can be soft or hard, loud or quiet, solid or light and much more. On the following pages we will bring you closer to the advantages of each series and hope to be able to support you with your decision. If you have unanswered questions, please do not hesitate to contact us. On the one hand, we are happy to provide with help and advice due to many years of experience, on the other hand you may also need a special solution, which we would be happy to explain to you in a personal conversation.

INDUSTRIAL CASTORS

Our industrial and transport castors stand out by their high load capacities, low pivot bearing clearance and comfortable rolling resistance, as well as a noiseless and - if required - non-marking driving comfort. As a result, our industrial castors are used in various industry sectors, such as production of transport equipment, event industry, workshop manufacturing equipment, etc..


These casters are available with different mounting options like plate or bolt hole.



CASCOO. INNOVATION.

The CASCOO *Innovation* line stands for competition. Simple, Strong, Innovative - the ultimate price-breaker.

	80 mm	100 mm	125 mm
rivet	open rivet	open rivet	open rivet
hub	42 mm	42 mm	46 mm / 52 mm
axle	8 mm	8 mm	8 mm / 10 mm
brake	standard	standard	standard
total height	108 mm	128 mm	155 mm
load capacity	up to 150 kg	up to 150 kg	up to 200 kg
highlights	also available in stainless steel		




CASCOO. BASICS.

CASCOO *Basics* - wheels and castors that make everyday life easier. Our favorable line without qualitative restrictions.

	80 mm	100 mm	125 mm
rivet	hollow rivet	hollow rivet	hollow rivet
hub	42 mm	42 mm	52 mm
axle	8 mm	8 mm	8 mm / 10 mm
brake	standard	standard	standard
total height	105 mm	125 mm	155 mm
load capacity	up to 150 kg	up to 150 kg	up to 200 kg


Some wheels can be mounted in different kind of housing types. Our standard doesn't match your exact demand? Please contact us.



CASCOO. FLEX.

Specific requirements require specific measures. Be more flexible with CASCOO *Flex*, which can be your solution for a successful business..

	80 mm	100 mm	125 mm	160 mm	200 mm
rivet	solid rivet	solid rivet	solid rivet	solid rivet	solid rivet
hub	42 mm	42 mm	52 mm	60 mm	60 mm
axle	8 mm	8 mm	8 mm / 10 mm	12 mm	12 mm
brake	standard	standard	standard	adjustable	adjustable
total height	100 mm	125 mm	155 mm	190 mm	235 mm
load capacity	up to 150 kg	up to 150 kg	up to 200 kg	up to 300 kg	up to 300 kg
highlights	available with directional lock				



CASCOO. PREMIUM.

With CASCOO *Premium* your good comes good rolling. Special emphasis on material strength and stability. Let us convince you.

	80 mm	100 mm	125 mm	160 mm	200 mm
rivet	solid rivet	solid rivet	solid rivet	solid rivet	solid rivet
hub	42 mm	42 mm	52 mm	60 mm	60 mm
axle	8 mm	8 mm	8 mm / 10 mm	12 mm	12 mm
brake	standard	standard	standard	adjustable	adjustable
total height	105 mm	128 mm	155 mm	195 mm	235 mm
load capacity	up to 180 kg	up to 250 kg	up to 300 kg	up to 350 kg	up to 400 kg
highlights	also available with plate 135 x 110 mm				

INDUSTRIAL CASTORS AT A GLANCE



SERIES P0P0
PP

page 8



SERIES N0N0
PA

page 10



SERIES N2U6
PA / TPU

page 12



SERIES R4F1
PA / elastic

page 14



SERIES R4E1
PA / elastic

page 16



SERIES R4E2
PA / elastic

page 18



SERIES P2D2
PP / TPR

page 20



SERIES P2V2
PP / TPR

page 22



SERIES P4S4
PP / solid rubber

page 24



SERIES P4R2
PP / solid rubber

page 26



SERIES SWS4
steel rim /
solid rubber

page 28




SERIES SWR2
steel rim /
solid rubber

page 30



SERIES AAE2
aluminium /
elastic

page 32



SERIES AAU5
aluminium / PU

page 34






















SERIES POPO

rim: polypropylene
 tread: polypropylene
 axle bearing: plain bearing / roller bearing
 threadguard: without / small metall threadguard
 load capacity: 80 kg to 250 kg
 wheel diameter: 80 mm to 200 mm
 temperature range: -20°C to +60°C














swivel castor

								
	[mm]	[mm]	[mm]	[mm]	[mm]	[mm]	[mm]	[kg]
SBP25WC080POPOPON		080	105x80	80/77x60	9	40	105	80
SBP25WC080POPOR1W								
SBP25WC100POPOPON		100	105x80	80/77x60	9	40	125	100
SBP25WC100POPOR1W								
SBP35WC125POPOPOR1W		125	105x80	80/77x60	9	40	155	150
SBP35WC125X0POPOR1W								
SPP58WC150POPOPOR1W		150	135x110	105x84/76	11	55	190	250
SPP58WC160POPOPON		160	135x110	105x84/76	11	55	195	250
SPP58WC160POPOR1W								
SPP58WC200POPOPON		200	135x110	105x84/76	11	55	235	250
SPP58WC200POPOR1W								














fixed castor

FBP22WC080POPOPON		080	105x80	80/77x60	9		105	80
FBP22WC080POPOR1W								
FBP22WC100POPOPON		100	105x80	80/77x60	9		125	100
FBP22WC100POPOR1W								
FBP32WC125POPOPOR1W		125	105x80	80/77x60	9		155	150
FBP32WC125X0POPOR1W								
FPP55WC150POPOPOR1W		150	135x110	105x84/76	11		190	250
FPP55WC160POPOPON		160	135x110	105x84/76	11		195	250
FPP55WC160POPOR1W								
FPP55WC200POPOPON		200	135x110	105x84/76	11		235	250
FPP55WC200POPOR1W								



swivel castor with total brake

TBP25WC080POPOPON		080	105x80	80/77x60	9	40	105	127	80
TBP25WC080POPOR1W									
TBP25WC100POPOPON		100	105x80	80/77x60	9	40	125	127	100
TBP25WC100POPOR1W									
TBP35WC125POPOPOR1W		125	105x80	80/77x60	9	45	155	127	150
TBP35WC125X0POPOR1W									
TPP57WC150POPOPOR1W		150	135x110	105x84/76	11	55	190	165	250
TPP58WC160POPOPON		160	135x110	105x84/76	11	55	195	165	250
TPP58WC160POPOR1W									
TPP58WC200POPOPON		200	135x110	105x84/76	11	55	235	165	250
TPP58WC200POPOR1W									

EXAMPLE FOR APPLICATION

- ✓ roll containers
- ✓ transport trolleys / furniture trolleys
- ✓ various mobile storage and transport devices

















HIGHLIGHTS AND ADVANTAGES

- ✓ flexible everyday helper
- ✓ price-performance-ratio
- ✓ low starting resistance and therefore energy-saving

POPO



bolt hole swivel castor

		 [mm]	 [mm]		 [mm]	 [mm]	 [mm]	 [kg]
HBH35WC080P0P0P0N		080	13		40	104		80
HBH35WC080P0P0R1W								
HBH35WC100P0P0P0N		100	13		40	124		100
HBH35WC100P0P0R1W								
HBH85WC125P0P0R1W		125	13		40	154		150
HBH85WC125X0P0R1W								
HPH98WC160P0P0P0N		160	13		55	189		250
HPH98WC160P0P0R1W								
HPH98WC200P0P0P0N		200	13		55	228		250
HPH98WC200P0P0R1W								




















bolt hole swivel castor with total brake

BBH35WC080P0P0P0N		080	13		40	104	127	80
BBH35WC080P0P0R1W								
BBH35WC100P0P0P0N		100	13		40	124	127	100
BBH35WC100P0P0R1W								
BBH85WC125P0P0R1W		125	13		45	154	127	150
BBH85WC125X0P0R1W								
BPH98WC160P0P0P0N		160	13		55	189	165	250
BPH98WC160P0P0R1W								
BPH98WC200P0P0P0N		200	13		55	228	165	250
BPH98WC200P0P0R1W								



single wheel

		 [mm]	 [mm]	 [mm]	 [mm]	 ø		 [kg]
080P0P0P0N		080	34	40	12	M8		80
080P0P0R1W								
100P0P0P0N		100	36	40	12	M8		100
100P0P0R1W								
125P0P0R1W		125	38	50	15	M10		150
125X0P0R1W					12	M8		
150P0P0R1W		150	50	59	20	M12		250
160P0P0P0N		160	50	59	20	M12		250
160P0P0R1W								
200P0P0P0N		200	50	59	20	M12		250
200P0P0R1W								













SERIES NONO

rim: polyamide
 tread: polyamide
 axle bearing: plain bearing / roller bearing / ball bearing
 threadguard: without / small metal or plastic threadguard
 load capacity: 130 kg to 300 kg
 wheel diameter: 80 mm to 200 mm
 temperature range: -40°C to +80°C



swivel castor

								
	[mm]	[mm]	[mm]	[mm]	[mm]	[mm]	[mm]	[kg]
SBP25WC080N0N0P0N	80	105x80	80/77x60	9	40	105		130
SBP25WC080N0N0R1W								
SBP25WC080N0N0B30								
SBP25WC100N0N0P0N	100	105x80	80/77x60	9	40	125		150
SBP25WC100N0N0R1W								
SBP25WC100N0N0B30								
SBP35WC125N0N0R1W	125	105x80	80/77x60	9	40	155		200
SBP35WC125N0N0B30								
SPP58WC150N0N0R1W	150	135x110	105x84/76	11	55	190		300
SPP58WC160N0N0P0N	160	135x110	105x84/76	11	55	195		300
SPP58WC160N0N0R1W								
SPP58WC200N0N0P0N	200	135x110	105x84/76	11	55	235		300
SPP58WC200N0N0R1W								



fixed castor

FBP22WC080N0N0P0N	80	105x80	80/77x60	9		105		130
FBP22WC080N0N0R1W								
FBP22WC080N0N0B30								
FBP22WC100N0N0P0N	100	105x80	80/77x60	9		125		150
FBP22WC100N0N0R1W								
FBP22WC100N0N0B30								
FBP32WC125N0N0R1W	125	105x80	80/77x60	9		155		200
FBP32WC125N0N0B30								
FPP53WC150N0N0R1W	150	135x110	105x84/76	11		190		300
FPP53WC160N0N0P0N	160	135x110	105x84/76	11		195		300
FPP53WC160N0N0R1W								
FPP53WC200N0N0P0N	200	135x110	105x84/76	11		235		300
FPP53WC200N0N0R1W								



swivel castor with total brake

TBP25WC080N0N0P0N	80	105x80	80/77x60	9	40	105	127	130
TBP25WC080N0N0R1W								
TBP25WC080N0N0B30								
TBP25WC100N0N0P0N	100	105x80	80/77x60	9	40	125	127	150
TBP25WC100N0N0R1W								
TBP25WC100N0N0B30								
TBP35WC125N0N0R1W	125	105x80	80/77x60	9	45	155	127	200
TBP35WC125N0N0B30								
TPP57WC150N0N0R1W	150	135x110	105x84/76	11	55	190	165	300
TPP58WC160N0N0P0N	160	135x110	105x84/76	11	55	195	165	300
TPP58WC160N0N0R1W								
TPP58WC200N0N0P0N	200	135x110	105x84/76	11	55	235	165	300
TPP58WC200N0N0R1W								

EXAMPLE FOR APPLICATION

- ✓ roll containers
- ✓ transport trolleys / furniture trolleys
- ✓ various mobile storage and transport devices



















HIGHLIGHTS AND ADVANTAGES

- ✓ durable and strong all-rounder
- ✓ suitable at low and high temperatures
- ✓ available in other colours and special designs

N0N0



bolt hole swivel castor

		 [mm]	 [mm]		 [mm]	 [mm]	 [mm]	 [kg]
HBH35WC080N0N0P0N		80	13		40	104		130
HBH35WC080N0N0R1W								
HBH35WC080N0N0B30								
HBH35WC100N0N0P0N		100	13		40	124		150
HBH35WC100N0N0R1W								
HBH35WC100N0N0B30								
HBH85WC125N0N0R1W		125	13		40	154		150
HBH85WC125N0N0B30								
HPH98WC160N0N0P0N		160	13		55	189		250
HPH98WC160N0N0R1W								
HPH98WC200N0N0P0N		200	13		55	228		250
HPH98WC200N0N0R1W								























bolt hole swivel castor with total brake

BBH35WC080N0N0P0N		80	13		40	104	127	130
BBH35WC080N0N0R1W								
BBH35WC080N0N0B30								
BBH35WC100N0N0P0N		100	13		40	124	127	150
BBH35WC100N0N0R1W								
BBH35WC100N0N0B30								
BBH85WC125N0N0R1W		125	13		45	154	127	150
BBH85WC125N0N0B30								
BPH98WC160N0N0P0N		160	13		55	189	165	250
BPH98WC160N0N0R1W								
BPH98WC200N0N0P0N		200	13		55	228	165	250
BPH98WC200N0N0R1W								



single wheel

		 [mm]	 [mm]	 [mm]	 [mm]	 ø		 [kg]
080N0N0P0N		80	34	40	12	M8		130
080N0N0R1W								
080N0N0B30								
100N0N0P0N		100	36	40	12	M8		150
100N0N0R1W								
100N0N0B30								
125N0N0R1W		125	38	50	15	M10		200
125N0N0B30								
150N0N0R1W		150	50	59	20	M12		300
160N0N0P0N								
160N0N0R1W		160	50	59	20	M12		300
200N0N0P0N								
200N0N0R1W		200	50	59	20	M12		300
200N0N0R1W								























SERIES N2U6

rim: polyamide
 tread: thermoplastic polyurethane 95° shore A red
 axle bearing: roller bearing / ball bearing / double ball bearing
 threadguard: small metal / plastic threadguard
 load capacity: 130 kg to 350 kg
 wheel diameter: 80 mm to 200 mm
 temperature range: -40°C to +80°C













swivel castor

									
	[mm]	[mm]	[mm]	[mm]	[mm]	[mm]	[mm]	[kg]	
SBP25WC080N2U6R1W SPP21WC080N2U6B32			80	105x80	80/77x60	9	40	105	130
SBP25WC100N2U6R1W SPP21WC100N2U6B32			100	105x80	80/77x60	9	40	125 128	150
SBP35WC125N2U6R1W SPP31WC125N2U6B32			125	105x80	80/77x60	9	40	155	200
SPP57WC160N2U6R1W SPP57WC160N2U6B32			160	135x110	105x84/76	11	55	195	350
SPP57WC200N2U6R1W SPP57WC200N2U6D32			200	135x110	105x84/76	11	55	235	350













fixed castor

FBP22WC080N2U6R1W FPP22WC080N2U6B32			80	105x80	80/77x60	9		105	130
FBP22WC100N2U6R1W FPP25WC100N2U6B32			100	105x80	80/77x60	9		125 128	150
FBP32WC125N2U6R1W FPP35WC125N2U6B32			125	105x80	80/77x60	9		155	200
FPP53WC160N2U6R1W FPP53WC160N2U6B32			160	135x110	105x84/76	11		195	350
FPP53WC200N2U6R1W FPP53WC200N2U6D32			200	135x110	105x84/76	11		235	350



swivel castor with total brake

TBP25WC080N2U6R1W TPP21WC080N2U6B32			80	105x80	80/77x60	9	40	105	127	130
TBP25WC100N2U6R1W TPP21WC100N2U6B32			100	105x80	80/77x60	9	40	125 128	127	150
TBP35WC125N2U6R1W TPP31WC125N2U6B32			125	105x80	80/77x60	9	45	155	127	200
TPP57WC160N2U6R1W TPP57WC160N2U6B32			160	135x110	105x84/76	11	55	195	165	350
TPP57WC200N2U6R1W TPP57WC200N2U6D32			200	135x110	105x84/76	11	55	235	165	350

EXAMPLE FOR APPLICATION

- ✓ roll containers
- ✓ various mobile storage and transport devices

















HIGHLIGHTS AND ADVANTAGES

- ✓ particular resistance to acids, oils and fats
- ✓ high load capacities in various temperature ranges
- ✓ noise-reduced running due to the slightly elastic tread

N2U6



bolt hole swivel castor

		 [mm]	 [mm]		 [mm]	 [mm]	 [mm]	 [kg]
HBH35WC080N2U6R1W		80	13		40	104		130
HPH35WC080N2U6B32								
HBH35WC100N2U6R1W		100	13		40	127		150
HPH35WC100N2U6B32								
HBH85WC125N2U6R1W		125	13		40	154		160
HPH85WC125N2U6B32								
HPH98WC160N2U6R1W		160	13		55	189		250
HPH98WC160N2U6B32								
HPH98WC200N2U6R1W		200	13		55	228		250
HPH98WC200N2U6D32								



















bolt hole swivel castor with total brake

		 [mm]	 [mm]	 [mm]	 [mm]	 [kg]
BBH35WC080N2U6R1W		80	13		40	130
BPH35WC080N2U6B32						
BBH35WC100N2U6R1W		100	13		40	150
BPH35WC100N2U6B32						
BBH85WC125N2U6R1W		125	13		45	160
BPH85WC125N2U6B32						
BPH98WC160N2U6R1W		160	13		55	250
BPH98WC160N2U6B32						
BPH98WC200N2U6R1W		200	13		55	250
BPH98WC200N2U6D32						



single wheel

		 [mm]	 [mm]	 [mm]	 [mm]	 [mm]	 [kg]
080N2U6R1W		80	32	40	12	M8	130
080N2U6B32					8		
100N2U6R1W		100	32	40	12	M8	150
100N2U6B32					8		
125N2U6R1W		125	32	50	15	M10	200
125N2U6B32					10		
160N2U6R1W		160	40	59	20	M12	350
160N2U6B32					12		
200N2U6R1W		200	48	59	20	M12	350
200N2U6D32					12		
















SERIES R4F1

rim: polyamide
 tread: elastic 75° shore A blue
 axle bearing: roller bearing
 threadguard: without
 load capacity: 130 kg to 350 kg
 wheel diameter: 80 mm to 200 mm
 temperature range: -20°C to +80°C








swivel castor

								
	[mm]	[mm]	[mm]	[mm]	[mm]	[mm]	[mm]	[kg]
SBP25WC080R4F1R0N		80	105x80	80/77x60	9	40	105	130
SBP25WC100R4F1R0N		100	105x80	80/77x60	9	40	125	160
SBP35WC125R4F1R0N		125	105x80	80/77x60	9	40	155	200
SPP58WC160R4F1R0N		160	135x110	105x84/76	11	55	195	300
SPP58WC200R4F1R0N		200	135x110	105x84/76	11	55	235	350








fixed castor

FBP22WC080R4F1R0N		80	105x80	80/77x60	9		105	130
FBP22WC100R4F1R0N		100	105x80	80/77x60	9		125	160
FBP32WC125R4F1R0N		125	105x80	80/77x60	9		155	200
FPP53WC160R4F1R0N		160	135x110	105x84/76	11		195	300
FPP53WC200R4F1R0N		200	135x110	105x84/76	11		235	350



swivel castor with total brake

TBP25WC080R4F1R0N		80	105x80	80/77x60	9	40	105	127	130
TBP25WC100R4F1R0N		100	105x80	80/77x60	9	40	125	127	160
TBP35WC125R4F1R0N		125	105x80	80/77x60	9	45	155	127	200
TPP58WC160R4F1R0N		160	135x110	105x84/76	11	55	195	165	300
TPP58WC200R4F1R0N		200	135x110	105x84/76	11	55	235	165	350

EXAMPLE FOR APPLICATION

- ✓ roll containers
- ✓ flightcases / event industry
- ✓ various mobile storage and transport devices












HIGHLIGHTS AND ADVANTAGES

- ✓ low-noise running on all surfaces
- ✓ sufficient loads in our well-known Basics version
- ✓ also available with a grey tread in stainless steel version V2A

R4F1



bolt hole swivel castor

							
	[mm]	[mm]		[mm]	[mm]	[mm]	[kg]
HBH35WC080R4F1R0N		80	13		40	104	130
HBH35WC100R4F1R0N		100	13		40	124	150
HBH85WC125R4F1R0N		125	13		40	154	160
HPH98WC160R4F1R0N		160	13		55	189	250
HPH98WC200R4F1R0N		200	13		55	228	250














bolt hole swivel castor with total brake

								
	[mm]	[mm]		[mm]	[mm]	[mm]	[kg]	
BBH35WC080R4F1R0N		80	13		40	104	127	130
BBH35WC100R4F1R0N		100	13		40	124	127	150
BBH85WC125R4F1R0N		125	13		45	154	127	160
BPH98WC160R4F1R0N		160	13		55	189	165	250
BPH98WC200R4F1R0N		200	13		55	228	165	250



single wheel

							
	[mm]	[mm]	[mm]	[mm]	∅		[kg]
080R4F1R0N		80	35	40	12	M8	130
100R4F1R0N		100	35	40	12	M8	160
125R4F1R0N		125	38	50	15	M10	200
160R4F1R0N		160	46	59	20	M12	300
200R4F1R0N		200	46	59	20	M12	350


















SERIES R4E1

rim: polyamide
 tread: elastic 65° shore A blue
 axle bearing: ball bearing / double ball bearing
 threadguard: small plastic threadguard
 load capacity: 150 kg to 350 kg
 wheel diameter: 80 mm to 200 mm
 temperature range: -20°C to +80°C








swivel castor

								
	[mm]	[mm]	[mm]	[mm]	[mm]	[mm]	[mm]	[kg]
SPP21WC080R4E1B34		80	105x80	80/77x60	9	40	105	150
SPP21WC100R4E1B34		100	105x80	80/77x60	9	40	128	200
SPP31WC125R4E1B34		125	105x80	80/77x60	9	40	155	220
SPP58WC160R4E1D34		160	135x110	105x84/76	11	55	195	300
SPP58WC200R4E1D34		200	135x110	105x84/76	11	55	235	350








fixed castor

FPP22WC080R4E1B34		80	105x80	80/77x60	9		105	150
FPP22WC100R4E1B34		100	105x80	80/77x60	9		128	200
FPP35WC125R4E1B34		125	105x80	80/77x60	9		155	220
FPP53WC160R4E1D34		160	135x110	105x84/76	11		195	300
FPP53WC200R4E1D34		200	135x110	105x84/76	11		235	350



swivel castor with total brake

TPP21WC080R4E1B34		80	105x80	80/77x60	9	40	105	127	150
TPP21WC100R4E1B34		100	105x80	80/77x60	9	40	128	127	200
TPP31WC125R4E1B34		125	105x80	80/77x60	9	45	155	127	220
TPP58WC160R4E1D34		160	135x110	105x84/76	11	55	195	165	300
TPP58WC200R4E1D34		200	135x110	105x84/76	11	55	235	165	350

EXAMPLE FOR APPLICATION

- ✓ roll containers
- ✓ flightcases / event industry
- ✓ various mobile storage and transport devices












HIGHLIGHTS AND ADVANTAGES

- ✓ low-noise running on all surfaces
- ✓ high load capacities in our strong Premium version
- ✓ ball bearing as axle bearing for improved rolling resistance

R4E1



bolt hole swivel castor

							
	[mm]	[mm]		[mm]	[mm]	[mm]	[kg]
HPH35WC080R4E1B34		80	13		40	104	130
HPH35WC100R4E1B34		100	13		40	127	150
HPH85WC125R4E1B34		125	13		40	154	160
HPH98WC160R4E1D34		160	13		55	189	250
HPH98WC200R4E1D34		200	13		55	228	250














bolt hole swivel castor with total brake

								
	[mm]	[mm]		[mm]	[mm]	[mm]	[kg]	
BPH35WC080R4E1B34		80	13		40	104	127	130
BPH35WC100R4E1B34		100	13		40	127	127	150
BPH85WC125R4E1B34		125	13		45	154	127	160
BPH98WC160R4E1D34		160	13		55	189	165	250
BPH98WC200R4E1D34		200	13		55	228	165	250



single wheel

							
	[mm]	[mm]	[mm]	[mm]	ø		[kg]
080R4E1B34		80	35	40	8	M8	150
100R4E1B34		100	35	40	8	M8	200
125R4E1B34		125	38	50	10	M10	250
160R4E1D34		160	46	59	12	M12	300
200R4E1D34		200	46	59	12	M12	350
















SERIES R4E2

rim: polyamide
 tread: elastic 65° shore A grey
 axle bearing: ball bearing / double ball bearing
 threadguard: small plastic threadguard
 load capacity: 150 kg to 350 kg
 wheel diameter: 80 mm to 200 mm
 temperature range: -20°C to +80°C








swivel castor

								
	[mm]	[mm]	[mm]	[mm]	[mm]	[mm]	[mm]	[kg]
SPP21WC080R4E2B34		80	105x80	80/77x60	9	40	105	150
SPP21WC100R4E2B34		100	105x80	80/77x60	9	40	128	200
SPP31WC125R4E2B34		125	105x80	80/77x60	9	40	155	220
SPP58WC160R4E2D34		160	135x110	105x84/76	11	55	195	300
SPP58WC200R4E2D34		200	135x110	105x84/76	11	55	235	350








fixed castor

FPP22WC080R4E2B34		80	105x80	80/77x60	9		105	150
FPP22WC100R4E2B34		100	105x80	80/77x60	9		128	200
FPP35WC125R4E2B34		125	105x80	80/77x60	9		155	220
FPP53WC160R4E2D34		160	135x110	105x84/76	11		195	300
FPP53WC200R4E2D34		200	135x110	105x84/76	11		235	350



swivel castor with total brake

TPP21WC080R4E2B34		80	105x80	80/77x60	9	40	105	127	150
TPP21WC100R4E2B34		100	105x80	80/77x60	9	40	128	127	200
TPP31WC125R4E2B34		125	105x80	80/77x60	9	45	155	127	220
TPP58WC160R4E2D34		160	135x110	105x84/76	11	55	195	165	300
TPP58WC200R4E2D34		200	135x110	105x84/76	11	55	235	165	350

EXAMPLE FOR APPLICATION

- ✓ roll containers
- ✓ transport trolleys
- ✓ various mobile storage and transport devices












HIGHLIGHTS AND ADVANTAGES

- ✓ low-noise running on all surfaces
- ✓ high load capacities in our strong Premium version
- ✓ ball bearing as axle bearing for improved rolling resistance

R4E2



bolt hole swivel castor

							
	[mm]	[mm]		[mm]	[mm]	[mm]	[kg]
HPH35WC080R4E2B34		80	13		40	104	130
HPH35WC100R4E2B34		100	13		40	127	150
HPH85WC125R4E2B34		125	13		40	154	160
HPH98WC160R4E2D34		160	13		55	189	250
HPH98WC200R4E2D34		200	13		55	228	250














bolt hole swivel castor with total brake


								
	[mm]	[mm]		[mm]	[mm]	[mm]	[kg]	
BPH35WC080R4E2B34		80	13		40	104	127	130
BPH35WC100R4E2B34		100	13		40	127	127	150
BPH85WC125R4E2B34		125	13		45	154	127	160
BPH98WC160R4E2D34		160	13		55	189	165	250
BPH98WC200R4E2D34		200	13		55	228	165	250



single wheel

							
	[mm]	[mm]	[mm]	[mm]	∅	[kg]	
080R4E2B34		80	35	40	8	M8	150
100R4E2B34		100	35	40	8	M8	200
125R4E2B34		125	38	50	10	M10	250
160R4E2D34		160	46	59	12	M12	300
200R4E2D34		200	46	59	12	M12	350















SERIES P2D2

rim: polypropylene
 tread: thermoplastic rubber 65° shore A grey
 axle bearing: ball bearing
 threadguard: small plastic threadguard
 load capacity: 100 kg to 165 kg
 wheel diameter: 100 mm to 125 mm
 temperature range: -20°C to +60°C





swivel castor

								
	[mm]	[mm]	[mm]	[mm]	[mm]	[mm]	[mm]	[kg]
SBP26WC100P2D2B32		100	105x80	80/77x60	9	40	125	135
SBP35WC125P2D2B32		125	105x80	80/77x60	9	40	155	165





fixed castor

FBP22WC100P2D2B32		100	105x80	80/77x60	9		125	135
FBP32WC125P2D2B32		125	105x80	80/77x60	9		155	165



swivel castor with total brake

TBP25WC100P2D2B32		100	105x80	80/77x60	9	40	125	127	135
TBP35WC125P2D2B32		125	105x80	80/77x60	9	45	155	127	165

EXAMPLE FOR APPLICATION

- ✓ material handling trolleys
- ✓ roll containers for laundries
- ✓ various mobile storage and transport devices









HIGHLIGHTS AND ADVANTAGES

- ✓ low-noise running on all surfaces
- ✓ high load capacities in our well-known Basics version
- ✓ ball bearing as axle bearing for improved rolling resistance

P2D2





bolt hole swivel castor

							
	[mm]	[mm]		[mm]	[mm]	[mm]	[kg]
HBH36WC100P2D2B32		100	13		40	124	100
HBH85WC125P2D2B32		125	13		40	154	160











bolt hole swivel castor with total brake

							
	[mm]	[mm]		[mm]	[mm]	[mm]	[kg]
BBH35WC100P2D2B32		100	13		40	124	100
BBH85WC125P2D2B32		125	13		45	154	160



single wheel

							
	[mm]	[mm]	[mm]	[mm]	ø	[kg]	
100P2D2B32		100	35	40	8	M8	135
125P2D2B32		125	40	50	10	M10	165





















SERIES P2V2

rim: polypropylene
 tread: thermoplastic rubber 85° shore A grey
 axle bearing: roller bearing / ball bearing / double ball bearing
 threadguard: small metal / plastic threadguard
 load capacity: 80 kg to 200 kg
 wheel diameter: 80 mm to 200 mm
 temperature range: -20°C to +60°C













swivel castor

									
	[mm]	[mm]	[mm]	[mm]	[mm]	[mm]	[mm]	[kg]	
SBP26WC080P2V2R1W SBP26WC080P2V2B32			80	105x80	80/77x60	9	40	105	80
SBP26WC100P2V2R1W SBP26WC100P2V2B32			100	105x80	80/77x60	9	40	125	100
SBP35WC125P2V2R1W SBP35WC125P2V2B32			125	105x80	80/77x60	9	40	155	135
SPP58WC160P2V2R1W SPP58WC160P2V2B32			160	135x110	105x84/76	11	55	195	200
SPP58WC200P2V2R1W SPP58WC200P2V2D32			200	135x110	105x84/76	11	55	235	200













fixed castor

FBP22WC080P2V2R1W FBP22WC080P2V2B32			80	105x80	80/77x60	9		105	80
FBP22WC100P2V2R1W FBP22WC100P2V2B32			100	105x80	80/77x60	9		125	100
FBP32WC125P2V2R1W FBP32WC125P2V2B32			125	105x80	80/77x60	9		155	135
FPP55WC160P2V2R1W FPP55WC160P2V2B32			160	135x110	105x84/76	11		195	200
FPP55WC200P2V2R1W FPP55WC200P2V2D32			200	135x110	105x84/76	11		235	200



swivel castor with total brake

TBP25WC080P2V2R1W TBP25WC080P2V2B32			80	105x80	80/77x60	9	40	105	127	80
TBP25WC100P2V2R1W TBP25WC100P2V2B32			100	105x80	80/77x60	9	40	125	127	100
TBP35WC125P2V2R1W TBP35WC125P2V2B32			125	105x80	80/77x60	9	45	155	127	135
TPP58WC160P2V2R1W TPP58WC160P2V2B32			160	135x110	105x84/76	11	55	195	165	200
TPP58WC200P2V2R1W TPP58WC200P2V2D32			200	135x110	105x84/76	11	55	235	165	200

EXAMPLE FOR APPLICATION

- ✓ material handling trolleys
- ✓ transport trolleys / furniture trolleys
- ✓ various mobile storage and transport devices

















HIGHLIGHTS AND ADVANTAGES

- ✓ noise-reduced running on all surfaces
- ✓ sufficient loads in our well-known Basics version
- ✓ ball bearing as axle bearing for improved rolling resistance

P2V2



bolt hole swivel castor

		 [mm]	 [mm]		 [mm]	 [mm]	 [mm]	 [kg]
HBH36WC080P2V2R1W		80	13		40	104		80
HBH36WC080P2V2B32								
HBH36WC100P2V2R1W		100	13		40	124		100
HBH36WC100P2V2B32								
HBH85WC125P2V2R1W		125	13		40	154		135
HBH85WC125P2V2B32								
HPH98WC160P2V2R1W		160	13		55	189		200
HPH98WC160P2V2B32								
HPH98WC200P2V2R1W		200	13		55	228		200
HPH98WC200P2V2D32								


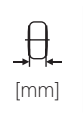


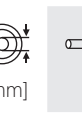













bolt hole swivel castor with total brake

		 [mm]	 [mm]		 [mm]	 [mm]	 [mm]	 [kg]
BBH35WC080P2V2R1W		80	13		40	104	127	80
BBH35WC080P2V2B32								
BBH35WC100P2V2R1W		100	13		40	124	127	100
BBH35WC100P2V2B32								
BBH85WC125P2V2R1W		125	13		45	154	127	135
BBH85WC125P2V2B32								
BPH98WC160P2V2R1W		160	13		55	189	165	200
BPH98WC160P2V2B32								
BPH98WC200P2V2R1W		200	13		55	228	165	200
BPH98WC200P2V2D32								



single wheel

		 [mm]	 [mm]	 [mm]	 [mm]	 ø		 [kg]
080P2V2R1W		80	32	40	12	M8		80
080P2V2B32					8			
100P2V2R1W		100	32	40	12	M8		100
100P2V2B32					8			
125P2V2R1W		125	32	50	15	M10		135
125P2V2B32					10			
160P2V2R1W		160	40	59	20	M12		200
160P2V2B32					12			
200P2V2R1W		200	48	59	20	M12		200
200P2V2D32					12			













SERIES P4S4

rim: polypropylene
 tread: solid rubber 85° shore A black
 axle bearing: roller bearing
 threadguard: without
 load capacity: 70 kg to 250 kg
 wheel diameter: 80 mm to 250 mm
 temperature range: -20°C to +60°C



swivel castor

								
	[mm]	[mm]	[mm]	[mm]	[mm]	[mm]	[mm]	[kg]
SBP26WC080P4S4R0N	80	105x80	80/77x60	9	40	105		70
SBP26WC100P4S4R0N	100	105x80	80/77x60	9	40	125		75
SBP35WC125P4S4R0N	125	105x80	80/77x60	9	40	155		100
SPP58WC160P4S4R0N	160	135x110	105x84/76	11	55	195		135
SPP58WC200P4S4R0N	200	135x110	105x84/76	11	55	235		205
SPP57WC250P4S4R0N	250	135x110	105x84/76	11	65	295		250



fixed castor

FBP22WC080P4S4R0N	80	105x80	80/77x60	9		105		70
FBP22WC100P4S4R0N	100	105x80	80/77x60	9		125		75
FBP32WC125P4S4R0N	125	105x80	80/77x60	9		155		100
FPP55WC160P4S4R0N	160	135x110	105x84/76	11		195		135
FPP55WC200P4S4R0N	200	135x110	105x84/76	11		235		205
FPP53WC250P4S4R0N	250	135x110	105x84/76	11		295		250



swivel castor with total brake

TBP25WC080P4S4R0N	80	105x80	80/77x60	9	40	105	127	70
TBP25WC100P4S4R0N	100	105x80	80/77x60	9	40	125	127	75
TBP35WC125P4S4R0N	125	105x80	80/77x60	9	45	155	127	100
TPP58WC160P4S4R0N	160	135x110	105x84/76	11	55	195	165	135
TPP58WC200P4S4R0N	200	135x110	105x84/76	11	55	235	165	205
TPP57WC250P4S4R0N	250	135x110	105x84/76	11	65	295	180	250

EXAMPLE FOR APPLICATION













- ✓ transport trolleys / furniture trolleys
- ✓ various mobile storage and transport devices
- ✓ workshop equipment

HIGHLIGHTS AND ADVANTAGES













- ✓ low-noise running on all surfaces
- ✓ robust everyday helper for indoor and outdoor use
- ✓ at CASCOO: always conform to REACH regulations

P4S4















		 [mm]	 [mm]		 [mm]	 [mm]	 [mm]	 [kg]
bolt hole swivel castor								
HBH36WC080P4S4R0N		80	13		40	104		70
HBH36WC100P4S4R0N		100	13		40	124		75
HBH85WC125P4S4R0N		125	13		40	154		100
HPH98WC160P4S4R0N		160	13		55	189		135
HPH98WC200P4S4R0N		200	13		55	228		205
HPH97WC250P4S4R0N		250	13		65	288		250



		 [mm]	 [mm]		 [mm]	 [mm]	 [mm]	 [kg]
bolt hole swivel castor with total brake								
BBH35WC080P4S4R0N		80	13		40	104	127	70
BBH35WC100P4S4R0N		100	13		40	124	127	75
BBH85WC125P4S4R0N		125	13		45	154	127	100
BPH98WC160P4S4R0N		160	13		55	189	165	135
BPH98WC200P4S4R0N		200	13		55	228	165	205
BPH97WC250P4S4R0N		250	13		65	288	180	250



		 [mm]	 [mm]	 [mm]	 [mm]	 ø		 [kg]
single wheel								
080P4S4R0N		80	32	40	12	M8		70
100P4S4R0N		100	32	40	12	M8		75
125P4S4R0N		125	38	50	15	M10		100
160P4S4R0N		160	40	59	20	M12		135
200P4S4R0N		200	50	59	20	M12		205
250P4S4R0N		250	50	59	20	M12		250













SERIES P4R2

rim:	polypropylene
tread:	solid rubber 85° shore A grey
axle bearing:	roller bearing
threadguard:	without
load capacity:	70 kg to 250 kg
wheel diameter:	80 mm to 250 mm
temperature range:	-20°C to +60°C



swivel castor

								
	[mm]	[mm]	[mm]	[mm]	[mm]	[mm]	[mm]	[kg]
SBP26WC080P4R2R0N	80	105x80	80/77x60	9	40	105		70
SBP26WC100P4R2R0N	100	105x80	80/77x60	9	40	125		75
SBP35WC125P4R2R0N	125	105x80	80/77x60	9	40	155		100
SPP58WC160P4R2R0N	160	135x110	105x84/76	11	55	195		135
SPP58WC200P4R2R0N	200	135x110	105x84/76	11	55	235		205
SPP57WC250P4R2R0N	250	135x110	105x84/76	11	65	295		250



fixed castor

FBP22WC080P4R2R0N	80	105x80	80/77x60	9		105		70
FBP22WC100P4R2R0N	100	105x80	80/77x60	9		125		75
FBP32WC125P4R2R0N	125	105x80	80/77x60	9		155		100
FPP55WC160P4R2R0N	160	135x110	105x84/76	11		195		135
FPP55WC200P4R2R0N	200	135x110	105x84/76	11		235		205
FPP53WC250P4R2R0N	250	135x110	105x84/76	11		295		250



swivel castor with total brake

TBP25WC080P4R2R0N	80	105x80	80/77x60	9	40	105	127	70
TBP25WC100P4R2R0N	100	105x80	80/77x60	9	40	125	127	75
TBP35WC125P4R2R0N	125	105x80	80/77x60	9	45	155	127	100
TPP58WC160P4R2R0N	160	135x110	105x84/76	11	55	195	165	135
TPP58WC200P4R2R0N	200	135x110	105x84/76	11	55	235	165	205
TPP57WC250P4R2R0N	250	135x110	105x84/76	11	65	295	180	250

EXAMPLE FOR APPLICATION













- ✓ transport trolleys / furniture trolleys
- ✓ various mobile storage and transport devices
- ✓ workshop equipment

HIGHLIGHTS AND ADVANTAGES













- ✓ low-noise running on all surfaces
- ✓ robust everyday helper for indoor and outdoor use
- ✓ at CASCOO: always conform to REACH regulations

P4R2















		 [mm]	 [mm]		 [mm]	 [mm]	 [mm]	 [kg]
bolt hole swivel castor								
HBH36WC080P4R2R0N		80	13		40	104		70
HBH36WC100P4R2R0N		100	13		40	124		75
HBH85WC125P4R2R0N		125	13		40	154		100
HPH98WC160P4R2R0N		160	13		55	189		135
HPH98WC200P4R2R0N		200	13		55	228		205
HPH97WC250P4R2R0N		250	13		65	288		250



		 [mm]	 [mm]		 [mm]	 [mm]	 [mm]	 [kg]
bolt hole swivel castor with total brake								
BBH35WC080P4R2R0N		80	13		40	104	127	70
BBH35WC100P4R2R0N		100	13		40	124	127	75
BBH85WC125P4R2R0N		125	13		45	154	127	100
BPH98WC160P4R2R0N		160	13		55	189	165	135
BPH98WC200P4R2R0N		200	13		55	228	165	205
BPH97WC250P4R2R0N		250	13		65	288	180	250



		 [mm]	 [mm]	 [mm]	 [mm]	 ø		 [kg]
single wheel								
080P4R2R0N		80	32	40	12	M8		70
100P4R2R0N		100	32	40	12	M8		75
125P4R2R0N		125	38	50	15	M10		100
160P4R2R0N		160	40	59	20	M12		135
200P4R2R0N		200	50	59	20	M12		205
250P4R2R0N		250	50	59	20	M12		250













SERIES SWS4

rim: steel rim
 tread: solid rubber 85° shore A black
 axle bearing: roller bearing
 threadguard: without
 load capacity: 70 kg to 250 kg
 wheel diameter: 80 mm to 250 mm
 temperature range: -20°C to +60°C



swivel castor

								
	[mm]	[mm]	[mm]	[mm]	[mm]	[mm]	[mm]	[kg]
SBP26WC080SWS4R0N	80	105x80	80/77x60	9	40	105		70
SBP26WC100SWS4R0N	100	105x80	80/77x60	9	40	125		75
SBP35WC125SWS4R0N	125	105x80	80/77x60	9	40	155		100
SPP58WC160SWS4R0N	160	135x110	105x84/76	11	55	195		135
SPP58WC200SWS4R0N	200	135x110	105x84/76	11	55	235		205
SPP57WC250SWS4R0N	250	135x110	105x84/76	11	65	295		250



fixed castor

FBP22WC080SWS4R0N	80	105x80	80/77x60	9		105		70
FBP22WC100SWS4R0N	100	105x80	80/77x60	9		125		75
FBP32WC125SWS4R0N	125	105x80	80/77x60	9		155		100
FPP55WC160SWS4R0N	160	135x110	105x84/76	11		195		135
FPP55WC200SWS4R0N	200	135x110	105x84/76	11		235		205
FPP53WC250SWS4R0N	250	135x110	105x84/76	11		295		250



swivel castor with total brake

TBP25WC080SWS4R0N	80	105x80	80/77x60	9	40	105	127	70
TBP25WC100SWS4R0N	100	105x80	80/77x60	9	40	125	127	75
TBP35WC125SWS4R0N	125	105x80	80/77x60	9	45	155	127	100
TPP58WC160SWS4R0N	160	135x110	105x84/76	11	55	195	165	135
TPP58WC200SWS4R0N	200	135x110	105x84/76	11	55	235	165	205
TPP57WC250SWS4R0N	250	135x110	105x84/76	11	65	295	180	250

EXAMPLE FOR APPLICATION













- ✓ transport trolleys / furniture trolleys
- ✓ various mobile storage and transport devices
- ✓ workshop equipment

HIGHLIGHTS AND ADVANTAGES













- ✓ low-noise running on all surfaces
- ✓ robust everyday helper for indoor and outdoor use
- ✓ at CASCOO: always conform to REACH regulations

SWS4















		 [mm]	 [mm]		 [mm]	 [mm]	 [mm]	 [kg]
bolt hole swivel castor								
HBH36WC080SWS4R0N		80	13		40	104		70
HBH36WC100SWS4R0N		100	13		40	124		75
HBH85WC125SWS4R0N		125	13		40	154		100
HPH98WC160SWS4R0N		160	13		55	189		135
HPH98WC200SWS4R0N		200	13		55	228		205
HPH97WC250SWS4R0N		250	13		65	288		250



		 [mm]	 [mm]	 [mm]	 [mm]	 [mm]	 [kg]	
bolt hole swivel castor with total brake								
BBH35WC080SWS4R0N		80	13		40	104	127	70
BBH35WC100SWS4R0N		100	13		40	124	127	75
BBH85WC125SWS4R0N		125	13		45	154	127	100
BPH98WC160SWS4R0N		160	13		55	189	165	135
BPH98WC200SWS4R0N		200	13		55	228	165	205
BPH97WC250SWS4R0N		250	13		65	288	180	250



		 [mm]	 [mm]	 [mm]	 [mm]	 ø		 [kg]
single wheel								
080SWS4R0N		80	27	40	12	M8		70
100SWS4R0N		100	27	40	12	M8		75
125SWS4R0N		125	37	50	15	M10		100
160SWS4R0N		160	40	59	20	M12		135
200SWS4R0N		200	50	59	20	M12		205
250SWS4R0N		250	50	59	20	M12		250













SERIES SWR2

rim: steel rim
 tread: solid rubber 85° shore A grey
 axle bearing: roller bearing
 threadguard: without
 load capacity: 70 kg to 250 kg
 wheel diameter: 80 mm to 250 mm
 temperature range: -20°C to +60°C



swivel castor

								
	[mm]	[mm]	[mm]	[mm]	[mm]	[mm]	[mm]	[kg]
SBP26WC080SWR2R0N	80	105x80	80/77x60	9	40	105		70
SBP26WC100SWR2R0N	100	105x80	80/77x60	9	40	125		75
SBP35WC125SWR2R0N	125	105x80	80/77x60	9	40	155		100
SPP58WC160SWR2R0N	160	135x110	105x84/76	11	55	195		135
SPP58WC200SWR2R0N	200	135x110	105x84/76	11	55	235		205
SPP57WC250SWR2R0N	250	135x110	105x84/76	11	65	295		250



fixed castor

FBP22WC080SWR2R0N	80	105x80	80/77x60	9		105		70
FBP22WC100SWR2R0N	100	105x80	80/77x60	9		125		75
FBP32WC125SWR2R0N	125	105x80	80/77x60	9		155		100
FPP55WC160SWR2R0N	160	135x110	105x84/76	11		195		135
FPP55WC200SWR2R0N	200	135x110	105x84/76	11		235		205
FPP53WC250SWR2R0N	250	135x110	105x84/76	11		295		250



swivel castor with total brake

TBP25WC080SWR2R0N	80	105x80	80/77x60	9	40	105	127	70
TBP25WC100SWR2R0N	100	105x80	80/77x60	9	40	125	127	75
TBP35WC125SWR2R0N	125	105x80	80/77x60	9	45	155	127	100
TPP58WC160SWR2R0N	160	135x110	105x84/76	11	55	195	165	135
TPP58WC200SWR2R0N	200	135x110	105x84/76	11	55	235	165	205
TPP57WC250SWR2R0N	250	135x110	105x84/76	11	65	295	180	250

EXAMPLE FOR APPLICATION













- ✓ transport trolleys / furniture trolleys
- ✓ various mobile storage and transport devices
- ✓ workshop equipment

HIGHLIGHTS AND ADVANTAGES













- ✓ low-noise running on all surfaces
- ✓ robust everyday helper for indoor and outdoor use
- ✓ at CASCOO: always conform to REACH regulations

SWR2















		 [mm]	 [mm]		 [mm]	 [mm]	 [mm]	 [kg]
bolt hole swivel castor								
HBH36WC080SWR2R0N		80	13		40	104		70
HBH36WC100SWR2R0N		100	13		40	124		75
HBH85WC125SWR2R0N		125	13		40	154		100
HPH98WC160SWR2R0N		160	13		55	189		135
HPH98WC200SWR2R0N		200	13		55	228		205
HPH97WC250SWR2R0N		250	13		65	288		250



		 [mm]	 [mm]		 [mm]	 [mm]	 [mm]	 [kg]
bolt hole swivel castor with total brake								
BBH35WC080SWR2R0N		80	13		40	104	127	70
BBH35WC100SWR2R0N		100	13		40	124	127	75
BBH85WC125SWR2R0N		125	13		45	154	127	100
BPH98WC160SWR2R0N		160	13		55	189	165	135
BPH98WC200SWR2R0N		200	13		55	228	165	205
BPH97WC250SWR2R0N		250	13		65	288	180	250



		 [mm]	 [mm]	 [mm]	 [mm]	 ø		 [kg]
single wheel								
080SWR2R0N		80	27	40	12	M8		70
100SWR2R0N		100	27	40	12	M8		75
125SWR2R0N		125	37	50	15	M10		100
160SWR2R0N		160	40	59	20	M12		135
200SWR2R0N		200	50	59	20	M12		205
250SWR2R0N		250	50	59	20	M12		250
















SERIES AAE2

rim: aluminium
 tread: elastic 65° shore A grey
 axle bearing: double ball bearing
 threadguard: without
 load capacity: 200 kg to 250 kg
 wheel diameter: 100 mm to 125 mm
 temperature range: -20°C to +80°C





swivel castor

									
	[mm]	[mm]	[mm]	[mm]	[mm]	[mm]	[mm]	[mm]	[kg]
SPP37WC100AAE2D0N		100	105x80	80/77x60	9	40	128		200
SPP37WC125AAE2D0N		125	105x80	80/77x60	9	40	155		250





fixed castor

FPP33WC100AAE2D0N		100	105x80	80/77x60	9		128		200
FPP33WC125AAE2D0N		125	105x80	80/77x60	9		155		250



swivel castor with total brake

TPP37WC100AAE2D0N		100	105x80	80/77x60	9	40	128	127	200
TPP37WC125AAE2D0N		125	105x80	80/77x60	9	45	155	127	250

EXAMPLE FOR APPLICATION

- ✓ transport trolleys / furniture trolleys
- ✓ various mobile storage and transport devices
- ✓ roll containers










HIGHLIGHTS AND ADVANTAGES

- ✓ can move trolleys with up to 750 kg
- ✓ noise-reduced running due to the soft elastic tread
- ✓ doesn't leave any marks even at high loads

AAE2



bolt hole swivel castor

							
	[mm]	[mm]		[mm]	[mm]	[mm]	[kg]
HPH87WC100AAE2D0N		100	13		40	127	200
HPH87WC125AAE2D0N		125	13		40	154	200












bolt hole swivel castor with total brake

							
	[mm]	[mm]		[mm]	[mm]	[mm]	[kg]
BPH87WC100AAE2D0N		100	13		40	127	200
BPH87WC125AAE2D0N		125	13		45	154	200



single wheel

							
	[mm]	[mm]	[mm]	[mm]	∅		[kg]
100AAE2D0N		100	40	50	12	M8	200
125AAE2D0N		125	40	50	15	M10	250













SERIES AAU5

rim:	aluminium
tread:	polyurethane 92° shore A brown
axle bearing:	double ball bearing
threadguard:	without
load capacity:	200 kg to 300 kg
wheel diameter:	100 mm to 125 mm
temperature range:	-20°C to +60°C





swivel castor

								
	[mm]	[mm]	[mm]	[mm]	[mm]	[mm]	[mm]	[kg]
SPP37WC100AAU5D0N		100	105x80	80/77x60	9	40	128	250
SPP37WC125AAU5D0N		125	105x80	80/77x60	9	40	155	300





fixed castor

FPP33WC100AAU5D0N		100	105x80	80/77x60	9		128	250
FPP33WC125AAU5D0N		125	105x80	80/77x60	9		155	300



swivel castor with total brake

TPP37WC100AAU5D0N		100	105x80	80/77x60	9	40	128	127	250
TPP37WC125AAU5D0N		125	105x80	80/77x60	9	45	155	127	300

EXAMPLE FOR APPLICATION









- ✓ transport trolleys / furniture trolleys
- ✓ various mobile storage and transport devices
- ✓ roll containers

HIGHLIGHTS AND ADVANTAGES

- ✓ can move trolleys with up to 900 kg
- ✓ particular resistance to acids, oils and fats
- ✓ extremely robust to external influences / impacts



bolt hole swivel castor

		 [mm]	 [mm]		 [mm]	 [mm]	 [mm]	 [kg]
HPH87WC100AAU5D0N		100	13		40	127		200
HPH87WC125AAU5D0N		125	13		40	154		200











bolt hole swivel castor with total brake

		 [mm]	 [mm]		 [mm]	 [mm]	 [mm]	 [kg]
BPH87WC100AAU5D0N		100	13		40	127	127	200
BPH87WC125AAU5D0N		125	13		45	154	127	200



single wheel

		 [mm]	 [mm]	 [mm]	 [mm]	 ø		 [kg]
100AAU5D0N		100	40	50	12	M8		250
125AAU5D0N		125	40	50	15	M10		300



Distribution Europe

CASCOO Europe GmbH

Lütke Haar 15
59602 Rùthen
Germany
+49 (0) 2952 9706290
info@cascoo.eu
www.cascoo.eu

Production China

Zhongshan CASCOO Metal Machinery Co.,Ltd.

No.108 Zhaoyi road
Dongsheng Town, Zhongshan, Guangdong, China
Post Code: 528414
+86 (0) 760 89821559
sales@cascoo.com
www.cascoo.com

